

Features:

- Very high output power, up to 30 mW ex SM fiber
- Up to 75 mW free space output on request
- Flat spectrum with small residual Fabry-Perot modulation depth

Packages:

- **fiber coupled** – Butterfly, DIL
- **free space** – TOW

Additional & customized:

- PD monitors
- FC/APC terminated pigtails
- SM or PM pigtails (polarized or pseudo-depolarized output emission ex PM fiber)

Specifications (Nominal Emitter Stabilization Temperature +25 °C)

Parameter	Category	Min	Typ.	Max
Output power, SLD-531-HP SM fiber pigtailed, emitter @ +25 °C, mW	HP1	-	-	10.0
	HP2	-	-	20.0
	HP3*	-	-	30.0
Output power, Glass Window SLD-530-HP**, emitter @ +25 °C, mW	HP1	-	-	20.0
	HP2	-	-	40.0
	HP3*	-	-	60.0
Forward current, mA	HP1	-	200	350
	HP2	-	250	400
	HP3*	-	350	400
Forward voltage, V	All	-	-	2.2
Peak wavelength, nm	All	1040	-	1060
Spectrum width, FWHM, nm	HP1	25	30	60
	HP2	30	35	60
	HP3	30	35	40
Residual spectral modulation depth, %	All	-	2.0	5.0
Secondary coherence subpeaks (Reflectivity), dB (10 log)	All	-	25	-
Slow / fast polarization ratio (PM modules)***, dB	All	5.0	-	-
Operating temperature (case)****, °C	All	-55	-	+75
Cooler current, A	All	-	-	1.2
Cooler voltage, V	All	-	-	3.5

* SLD modules of HP3 power category are available in engineering quantity;

** TOW packaged SLDs;

*** Pseudo-depolarized versions (light is launched into the fiber with its polarization oriented at 45° to the birefringent axes) are available upon request

**** Butterfly packaged SLDs

The following part numbers should be used when **ordering**:

SLD-53(a)-(b)-(c)-(d)-(e),

where: (a) – 0 (free space) or 1 (fiber pigtailed),

(b) – power category (HP1...HP3), (c) – package type,

(d) – SM (isotropic) or PM (polarization maintain) fiber (pigtailed versions only),

(e) – PD (if PD monitor is required).

Example: SLD-531-HP1-DBUT-SM-PD.

A maximum feedback of 10^{-3} is allowed to run HP SLDs safely at full power.

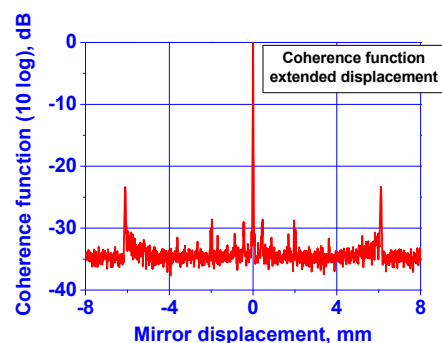
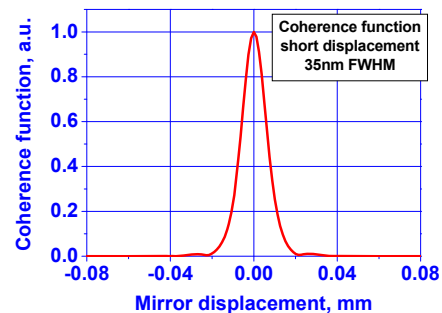
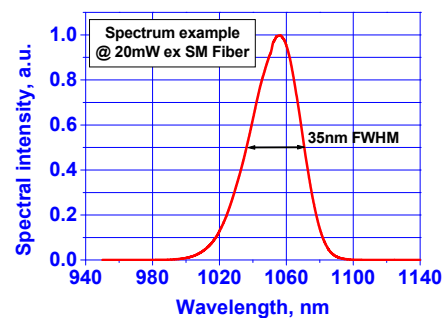
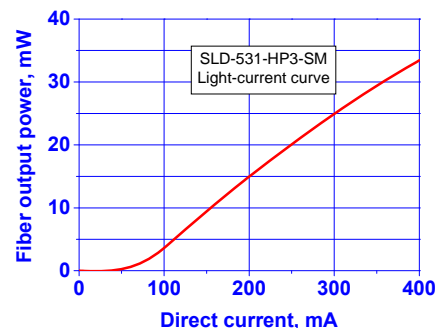
All specifications are subject to change without notice.

A lot of customized solutions are available — contact us with your detailed requirements!

Applications

- optical sensing
- optical coherence tomography
- optical measurements

PERFORMANCE EXAMPLES



Mirror displacement = Optical path difference / 2