

Features:

- Medium power 670 nm band SM fiber-coupled SLD modules
- Bell-shaped spectrum
- Maximum secondary coherence subpeaks intensity below -20 dB (10 log), below -30 dB upon request
- FC/APC terminated fiber pigtails, other connectors upon request

Applications:

- Optical sensors
- Optical coherence tomography
- Optical measurements
- Atomic force microscopy
- Others

Packages:

- **fiber-coupled** –Butterfly; DIL and other packages are available upon request

Specifications (Nominal Emitter Stabilization Temperature +25 °C)

Parameter	Category	Min	Typ.	Max
Output power, P_{op} , ex SM fiber, mW	MP1	0.5	–	1.0
	MP2	1.0	–	2.0
Forward current at P_{op} , mA	All	–	–	160
Forward voltage at P_{op} , V	All	–	2.6	3.0
Central wavelength* at P_{op} , nm	All	660	670	680
Spectrum width at P_{op} , FWHM, nm	All	6.0	7.5	–
Residual spectral modulation depth [†] at P_{op} , %	All	–	1.0	2.0
Secondary coherence subpeaks [†] at P_{op} , dB (10 log)	All	–	-25	-20
Slow /fast polarization ratio (PM modules) at P_{op} , dB	All	7.5	10	–
Operating temperature [‡] at P_{op} , °C	All	-55	–	+80
Storage temperature at P_{op} , °C	All	-55	–	+85
PD monitor photocurrent at P_{op} , μ A	MP1	50	–	–
	MP2	100	–	–
Cooler current, A	All	–	–	1.2
Cooler voltage, V	All	–	–	3.5

* A central wavelength 670 nm is not guaranteed. Contact Superlum representative if you require a tighter tolerance of central wavelength.

[†] Rated at maximum power, typically decreases linearly with power, not guaranteed at maximum power of a particular power category

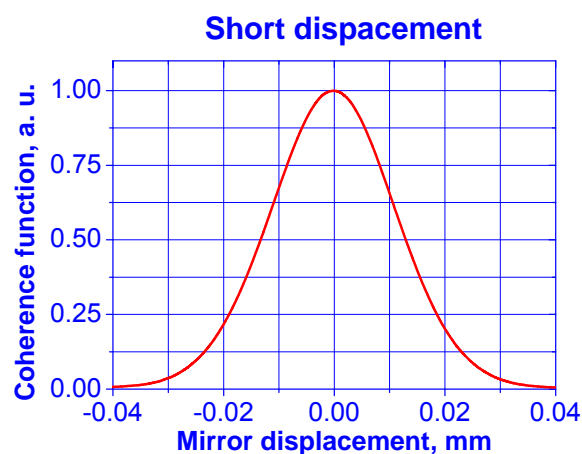
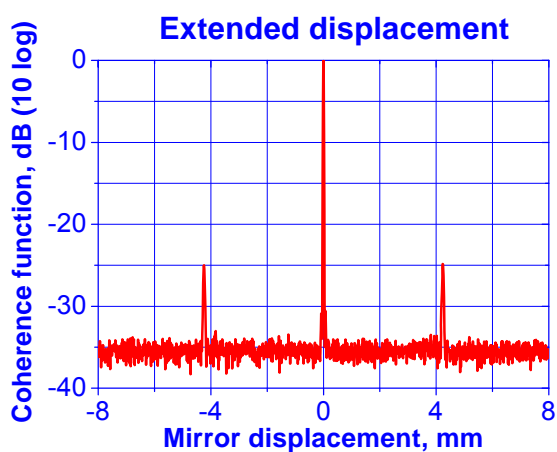
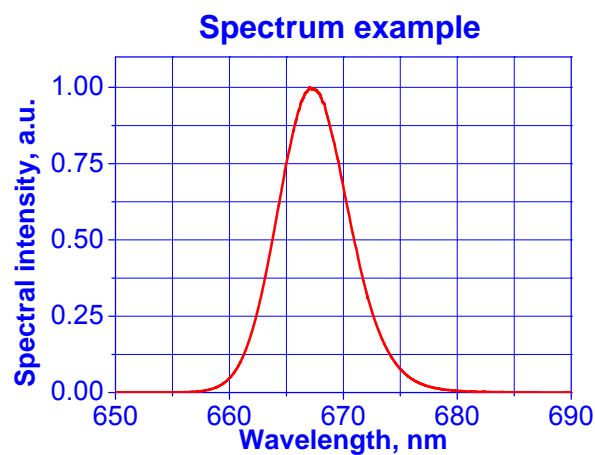
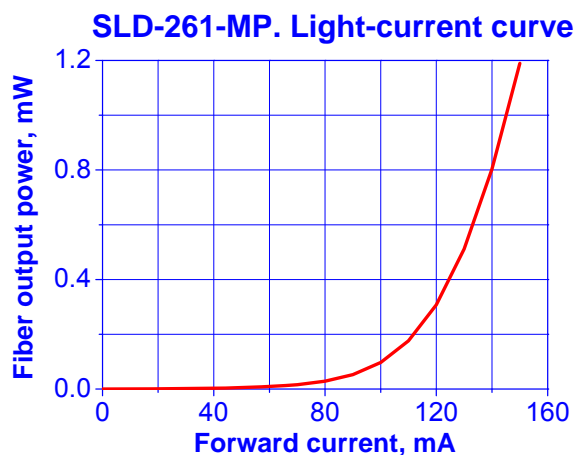
[‡] Butterfly packaged SLDs

The following part numbers should be used when **ordering**:

SLD-261-MP(a)-(b)-(c)-PD-670-FC/APC,
 where: (a) – power category (MP1 or MP2),
 (b) – package type (DBUT – standard),
 (c) – type of fiber—SM (isotropic) or PM (polarization maintaining),
 PD – monitor photodiode, FC/APC – connector type.

Example: SLD-261-MP1-DBUT-SM-PD-670-FC/APC

TYPICAL PERFORMANCE EXAMPLES



Mirror displacement = Optical path difference / 2

Examples demonstrate typical performance only.
Actual performance may vary from sample to sample and from lot to lot.

All specifications are subject to change without notice.