

Features:

- Low cost medium power modules at 970 nm
- Flat spectrum with negligible residual Fabry-Perot modulation depth
- Maximum secondary coherence subpeaks of -20 dB, -30 dB upon request.

Packages:

- **Fiber coupled:** DIL, Butterfly
- **Free space:** TOW

Additional & customized:

- PD monitors
- FC/APC terminated pigtails
- PM pigtails (polarized or pseudo-depolarized output)

Specifications (Nominal Emitter Stabilization Temperature +25 °C)

Parameter	Min	Typ	Max
Output power ex SM fiber, emitter @ +25 °C, mW	1.5	3.0	-
Output power, Glass Window*, emitter @ +25 °C, mW	5.0	7.5	-
Forward current, mA	-	100	150
Forward voltage, V	-	-	2.2
Central wavelength, nm	960	970	980
Spectrum width, nm	-	20	-
Residual spectral modulation depth, %	-	1.0	2.0
Secondary coherence subpeaks, dB, (10 log)	-	-25	-20
Slow / fast polarization ratio (PM "polarized" modules) [†] , dB	5	10	-
Operating temperature (case) [‡] , °C	-55	-	+85
Cooler current, A	-	-	1.2
Cooler voltage, V	-	-	3.5

* TOW packaged SLDs;

[†] Pseudo-depolarized versions (light is launched into the fiber with its polarization oriented at 45° to the birefringent axes) are available upon request

[‡] Butterfly packaged SLDs

The following part numbers should be used when **ordering**:

SLD-48(a)-MP-(c)-(d)-(e)-970,

where: (a) – 0 (free space) or 1 (fiber pigtailed), (c) – package type, (d) – SM (isotropic) or PM (polarization maintain) fiber (pigtailed versions only), (e) – PD (if PD monitor is required).

Example: SLD-481-MP-DIL-SM-PD.

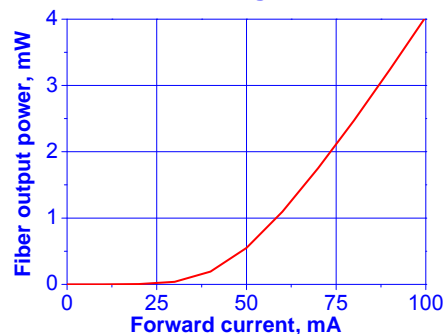
All specifications are subject to change without notice.

Applications:

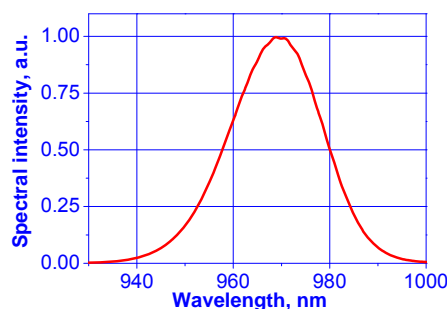
- Fiber optic sensors
- Optical coherence tomography
- Optical measurements

PERFORMANCE EXAMPLES

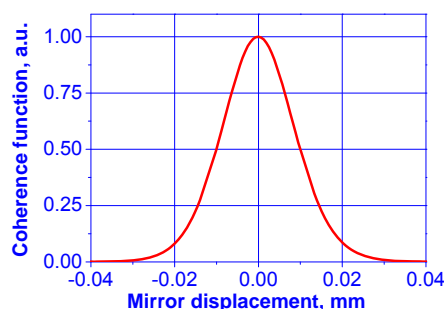
SLD-481-MP-SM - Light-current curve



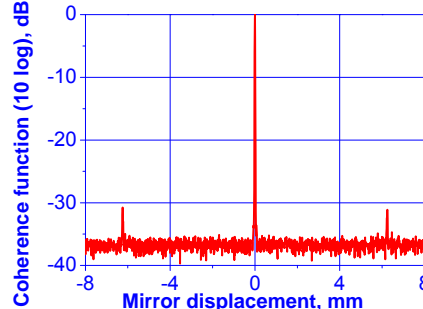
Spectrum, 2 mW ex SM fiber



Short displacement



Extended displacement



Mirror displacement = Optical path difference / 2